

# FLOOR HEATING STRIP

## SUBMITTAL DATA

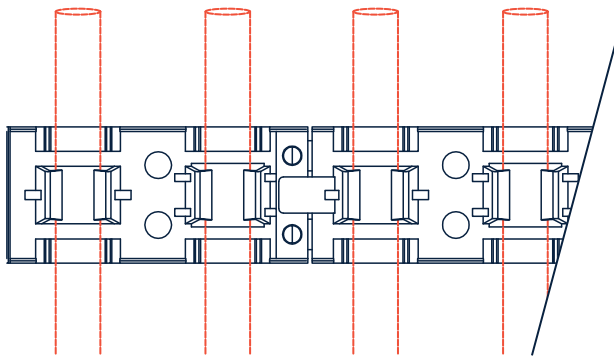
Job Name: _____	Submitted by: _____	Date: _____
Location: _____	Approved by: _____	Date: _____
Engineer: _____	Order No.: _____	Date: _____
Contractor: _____	Notes: _____	
Sales Rep.: _____		

### DESCRIPTION

The floor heating strip is the most versatile and economical solution for the installation of radiant floor systems. The strips can be installed directly on the floor or below sub-flow. Its low thickness makes this product ideal for thin slabs on floor levels.

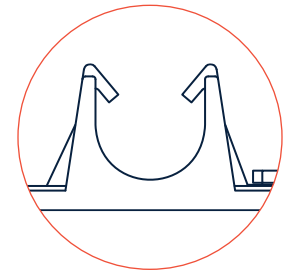
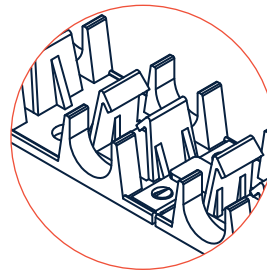
### INSTALLATION

They can be screwed or glued directly to the floor. The bars are joined thanks to special grooves. To ensure optimal maintenance of the PEX, it is recommended to maintain a spacing between 2 and 4 feet.



### TECHNICAL SPECIFICATIONS

- 20 strips per inner box
- Strip length: 39.37 in (1 meter)
- Made in plastic
- For 1/2" et 5/8" PEX tubing



Model#	Length		Width		Height		Weight	
	in	mm	in	mm	in	mm	lb	kg
FHS12	39.37	1000	1.77	45	1	24	0.55	0.25

### TYPICAL SPECIFICATIONS

Furnish and install, as shown on the plan.